



Music Virtual Learning

# Symphonic Orchestra

May 19, 2020



# Symphonic Orchestra

Lesson: May 19, 2020

**Objective/Learning Target: “I can understand and demonstrate rhythmic dictation”**

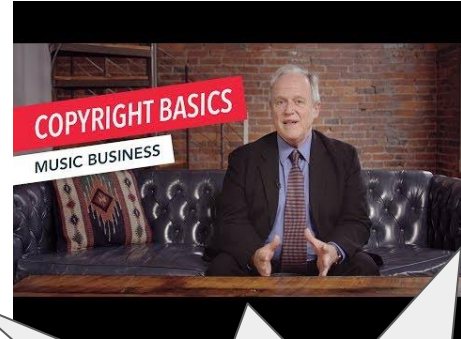
# Warm-Up



## A quick note about copyright:

\*It is VERY important that you observe copyright laws when searching for sheet music online.

\* “A copyright is a legal device that gives the creator of a literary, artistic, musical, or other creative work the sole right to publish and sell that work”.



Watch this video for more information about how copyright works in the music world!

## Public Domain

A piece of music is considered public domain if:

- The *composer* no longer has copyright OR
- The *publisher* no longer has copyright

This usually happens because a work of music becomes public domain 70 years after the composer's death.

In the United States, most works published before 1923 are in the public domain.

[www.IMSLP.org](http://www.IMSLP.org)

Watch this video for  
directions on how to  
use IMSLP - a website  
with free, public  
domain music!

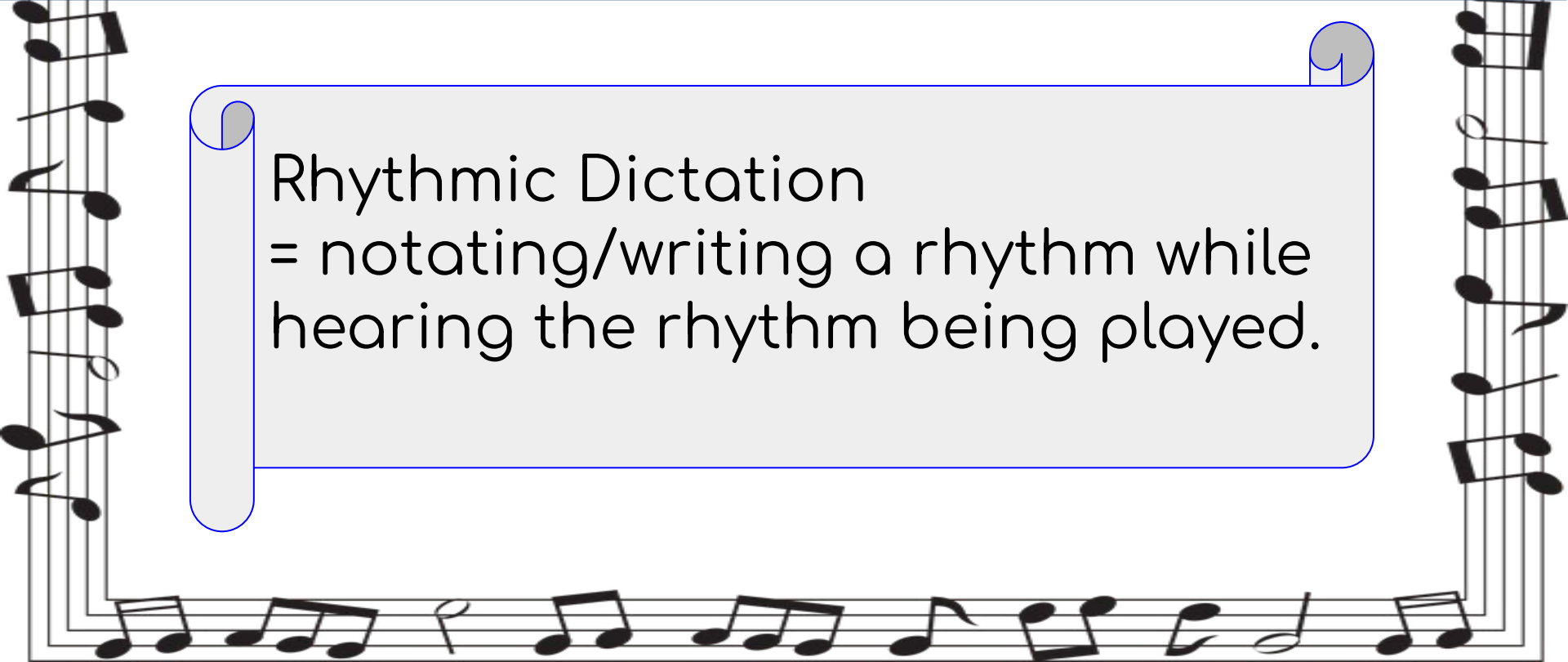
The screenshot displays the IMSLP website interface with a list of music files for Beethoven's Symphony No. 7. The interface includes a search bar at the top, a list of files with their respective details, and a video player at the bottom.

File Name	File ID	File Size	Duration	Quality	Downloads	Format	Uploader
II. Largo, ma non tanto (lossless)	#310862	141.64MB	6:48	Lossless	(51) - 13809x	FLAC file (audio)	Lekro (2014/1/9)
III. Allegro (lossless)	#310863	103.07MB	4:53	Lossless	(15) - 5513x	FLAC file (audio)	Lekro (2014/1/9)
<b>Performer Pages</b> Cambridge Concertus (orchestra) <b>Publisher Info.</b> Cambridge: Cambridge Concertus, 2010. <b>Copyright</b> Creative Commons Attribution 3.0 <b>Misc. Notes</b> Performed at the First Church in Cambridge, MA, February 28th, 2010. 24-bit 96kHz binaural recording. From archive.org. <b>Purchase</b> Accompaniments (1) Parts (20)							
I. Vivace (lossy)	#310864	5.63MB	3:48	Lossy	(16) - 12455x	MP3 file (audio)	Lekro (2014/1/9)
II. Largo, ma non tanto (lossy)	#310865	9.67MB	6:48	Lossy	(11) - 6271x	MP3 file (audio)	Lekro (2014/1/9)
III. Allegro (lossy)	#310866	7.26MB	4:53	Lossy	(13) - 3501x	MP3 file (audio)	Lekro (2014/1/9)
<b>Performer Pages</b> Cambridge Concertus (orchestra) <b>Publisher Info.</b> Cambridge: Cambridge Concertus, 2010. <b>Copyright</b> Creative Commons Attribution 3.0 <b>Misc. Notes</b> Performed at the First Church in Cambridge, MA, February 28th, 2010. 24-bit 96kHz binaural recording. From archive.org. <b>Purchase</b> Accompaniments (1) Parts (20)							
Complete Performance (itu)	#519373	89.68MB	17:20	Lossy	(5) - 1223x	MP3 file (audio)	Vangi (2018/4/11)

Video player controls: David & Igor Oistrach - Royal Philharmonic Orchestra

# Lesson



A decorative border of musical notation surrounds the central text box. It features various notes, stems, and beams on a five-line staff, arranged in a rectangular frame with rounded corners.

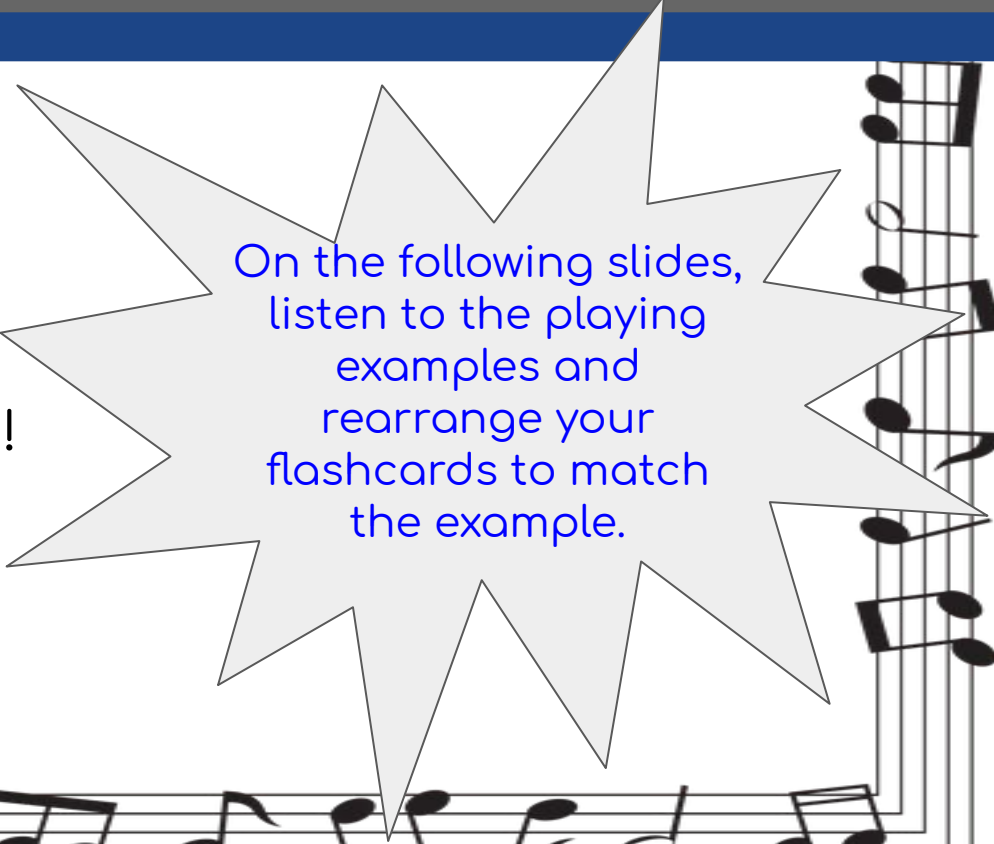
Rhythmic Dictation  
= notating/writing a rhythm while  
hearing the rhythm being played.



Print and cut out these

## Rhythm Flashcards

Or make some of your own!



On the following slides,  
listen to the playing  
examples and  
rearrange your  
flashcards to match  
the example.

## Listening Examples



Level 1



Level 2



Level 3

Each level contains 5 examples that are 2 measure long in 4/4 time.

There will be 4 clicks in between each example - feel free to pause, go back and listen, etc!

## Dictation Challenge #1

Go back to the listening examples. Instead of rearranging flashcards, try to write out the rhythm as you listen to the listening examples. Use blank staff paper or a “rhythm stove” paper to write the rhythm.


Free to print:

[Blank Sheet Music](#)

[Blank One Stave](#)

[\(Rhythm Line\) Paper](#)

This video shows a way to use a kind of “shorthand” to dictate rhythms! Try it out!



## Answer Keys

[Level 1 Answer Key](#)

[Level 2 Answer Key](#)

[Level 3 Answer Key](#)

Check to see how you  
did with your  
flashcard sorting  
and rhythm writing!

## Dictation Challenge #2

Can you say the rhythms? (1 and 2 and, etc.)

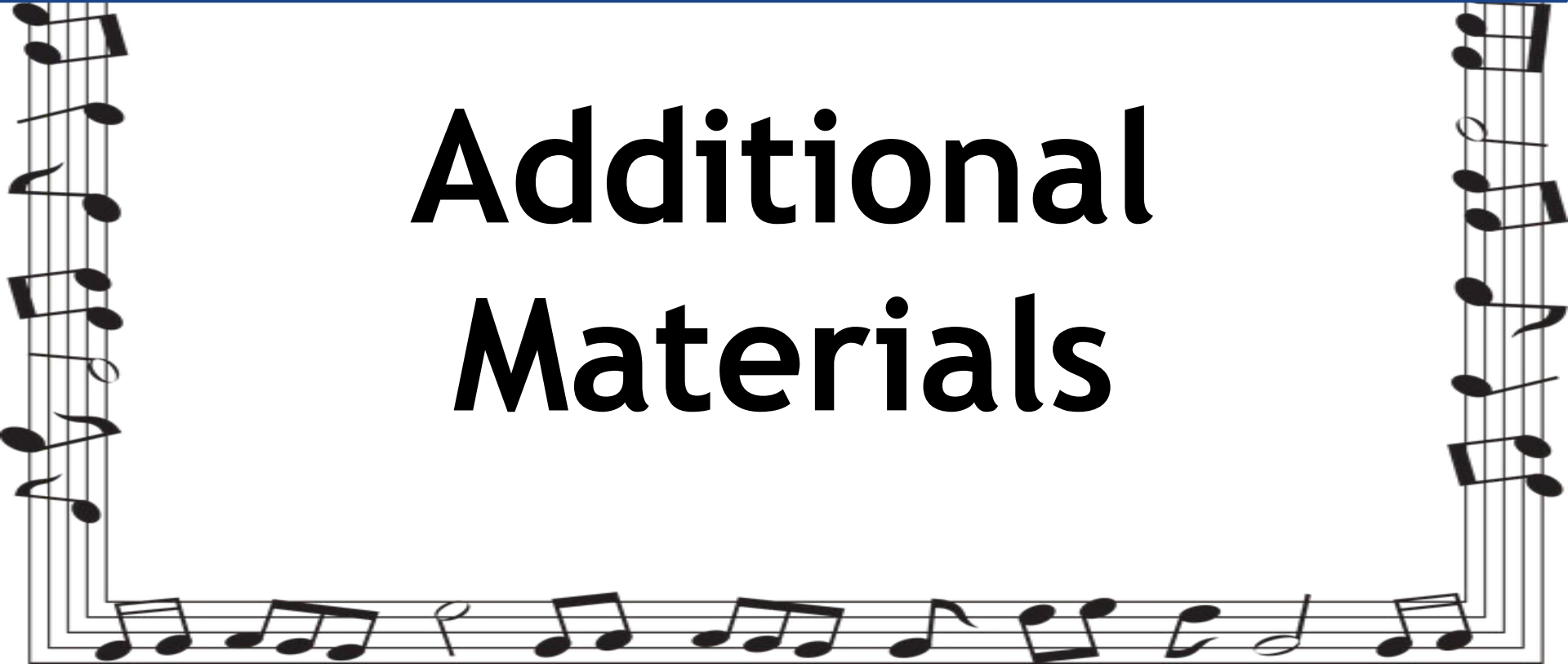
Go back to your rhythm flashcards, your written rhythms or the answer keys and practice saying the rhythms out loud or playing the rhythms as you say the counts!

# Review





# Additional Materials





Use these websites to review and practice  
rhythmic dictation


[Rhythmic Dictation](#)

[Rhythm Dictation](#)

[SightReadingFactory Rhythm Exercises](#)

[Section 1. Rhythmic Dictation](#)

# Self-Assessment



Go to [www.therhythmtrainer.com](http://www.therhythmtrainer.com)

- Use Mode A to listen to rhythm examples and choose the correct rhythm.
- Use your flashcards as a possible resource!
- Use this website this summer to stay sharp on your rhythm skills!